

INSIDER THREATS ARE ORGANIZATIONS' BIGGEST CYBERSECURITY RISK

External attacks aren't the only cyber threats today's organizations need to consider. Malicious, negligent and compromised users are a serious and growing risk.

Insider threats have become more frequent and costly—and affect organizations in ways that go well beyond direct financial losses.

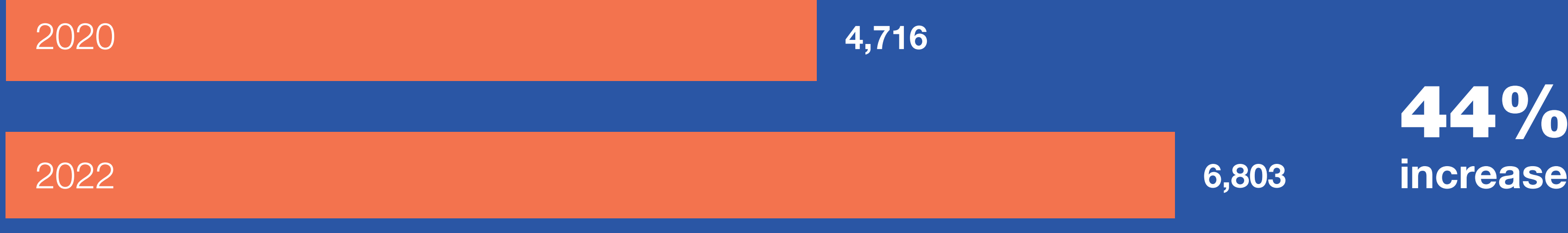
Here are some key findings from the 2022 *Cost of Insider Threats Report* independently conducted by



UP AND UP: THE COST OF INSIDER THREATS IS GROWING

The number—and costs—of insider-led cybersecurity incidents has soared over the last two years.

Insider-led cybersecurity incidents




Total annual cost of insider threats



TRIPLE THREAT: THREE TYPES OF INSIDER THREATS

Not all insider threats are alike. Here's a breakdown of the three main types—and what they're costing organizations.



TYPE OF INSIDER	% OF INCIDENTS	COST PER INCIDENT	TOTAL COST TO ORGANIZATIONS
Negligent insiders	56%	\$485k	\$6.6 million
Malicious insiders	26%	\$648k	\$4.1 million
Credential insiders	18%	\$805k	\$4.6 million

Negligent insiders are the root cause of 56% of incidents while credential thefts have almost doubled in number in the past two years and are the costliest to remediate, at an average of over \$800,000 per incident.

DEFENSE SPENDING

Since 2016, responding to an insider threat incident has grown far more costly.

Average costs per security incident in 2022 in USD:

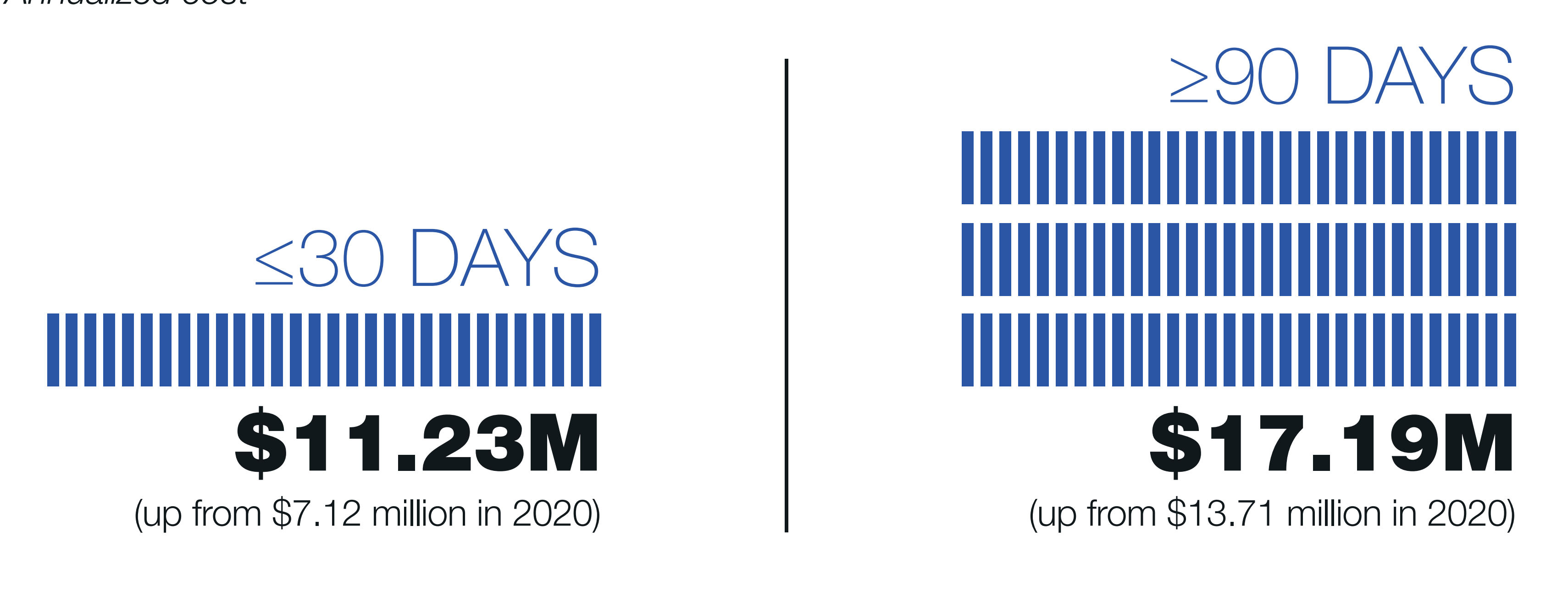


80% INCREASE IN INSIDER THREAT SPEND VS. 2016

TIME IS MONEY


When it comes to insider threats, time is money. Yet it's taking companies longer than ever to contain incidents when they occur.

Annualized cost



Insider incidents take an average of 85 days to contain.

(up from 77 days in 2020)



INDUSTRY MATTERS

The costs of insider incidents varies by type and organizational size.

- Large organizations with a headcount of more than 75,000 spent an average of \$22.68 million to resolve insider-related incidents
- Those with a headcount of 500 or less spent an average of \$8.13 million



Financial services and services organizations bear highest average costs managing insider threats

	FINANCIAL SERVICES	SERVICES	RETAIL
Average cost in 2022	\$21.25M	\$18.65M	16.56M
Increase since 2020	47%	52%	62%

Get the full report and see how your organization stacks up.

[Download report >](#)